



# Pasin-Pin®

The orthodontic mini-implant




# Pasin-Pin® System

The Pasin-Pin® System was developed to provide maximum flexibility in orthodontic therapy.

The coupling of implant and anchoring device is not system-dependent, so that orthodontists have maximum freedom of treatment. All forms of round and square wires up to a dimension of 1.15 mm (0.046 inches) can be securely and stably fixed by a screwable connection. Pasin-Pin implants are made of Grade 5 titanium (Ti6AL4V) and feature self-drilling and self-tapping threads. The material is characterised by high biocompatibility and high tensile strength. Its mechanical properties are excellent, especially when it is used for orthodontic implants with a small diameter.

## Additional features and benefits of the Pasin-Pin

The Pasin-Pin® is available in different diameters and lengths, for the upper and lower jaws.

	Diameter	Length			
		8 mm	10 mm	12 mm	14 mm
Upper jaw	2.3 mm	✓	✓	✓	✓
	2.0 mm	✓	✓	✓	✓
Lower jaw	1.6 mm	✓	✓		

The length specification of the Pasin-Pin combines the lengths of thread and transgingival collar. The slot in the head of the Pasin-Pin is 1.2 mm (0.047 inches) wide.

Coupling elements (square & round wires) are fixed in place by the Pasin-Pin Fix Cap, a screwable connector.

When using non-slot-filling wires, a light-curing composite can be used to additionally stabilise the wire.


### Rotational stability:

When disassembling the orthodontic appliance from the Pasin-Pin, or when unscrewing the Pasin-

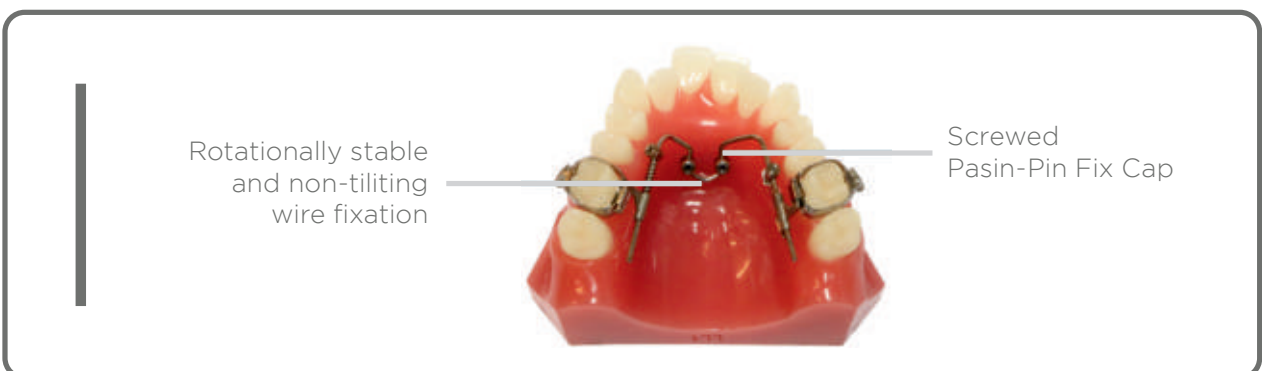

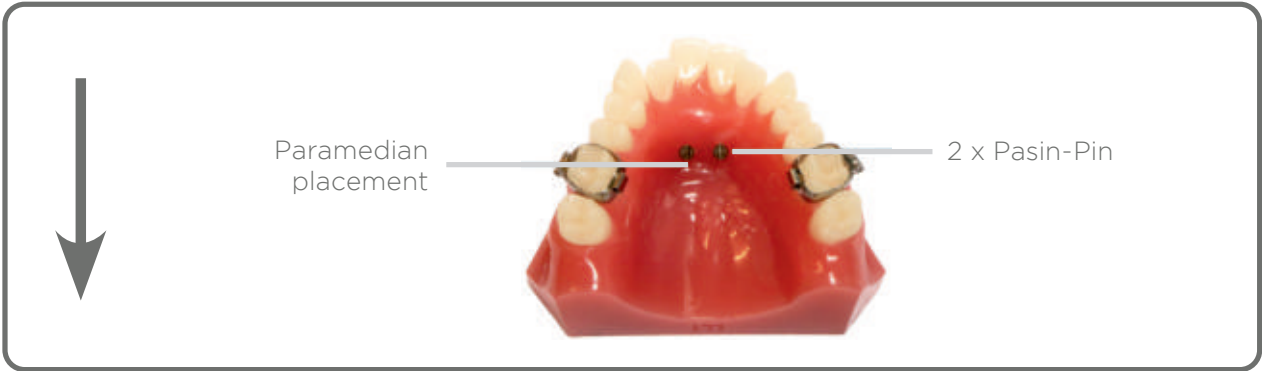
Pin Fix Cap, stabilisation of the appliance will make the implant rotationally stable, so that unintentional unscrewing of the implant is prevented.

The small distance of 0.4 mm between the transgingival collar and the anchoring wire ensures low leverage and shearing forces and thus prevents early implant loss.

The Pasin-Pin is supplied sterile and guarantees an absolutely clean surface. The surface is free from organic and inorganic particles and toxins to prevent premature implant loss.



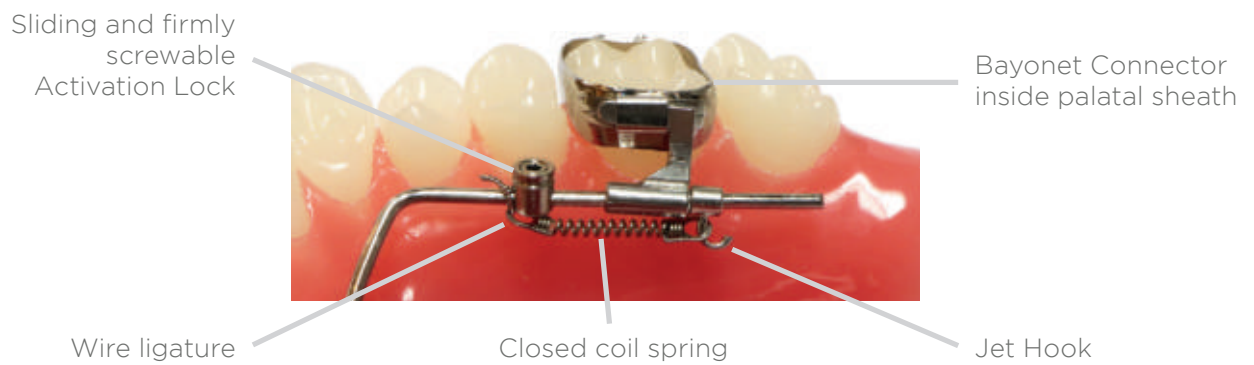
# Functional principle



## Distalization and mesialization in the upper jaw



### Mesialization



### Distalization



## Distalization and mesialization in the lower jaw



Lower jaw appliance with Bondable Connector



Distalization system with Bondable Connector



Mesialization system with Bondable Connector

## Distalization with TPA in the upper jaw



Components used: Jet Hook, Activation Lock, Compression spring  
Individualized standard TPA, Individualized 1.1 mm round wire



## Application examples



Implant supported RME



Implant supported RME



Appliance with T-Plate and Bondable Connector



M4 appliance without plate with 1.1 mm round wire

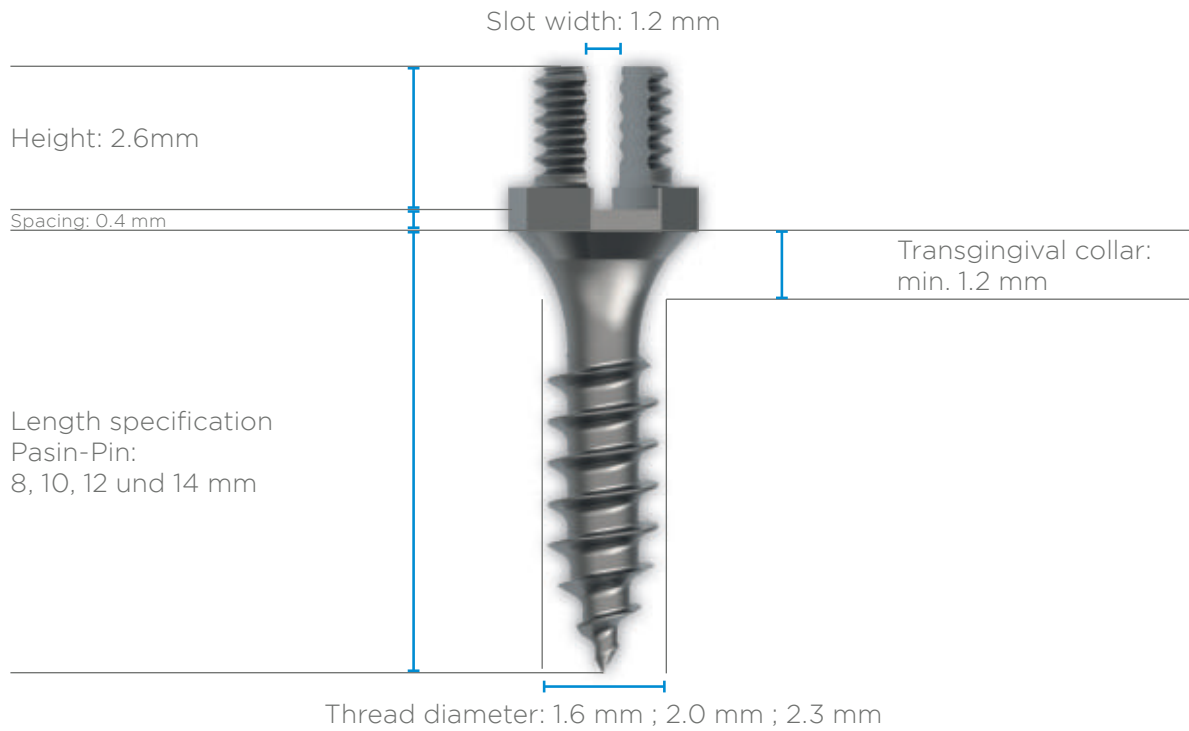


Appliance with H-Plate



T-plate with adjustable TMA spring for impacted canine teeth

## screw design



## Product overview Pasin-Pin® System

### Pasin-Pin

Product	Description	PU	REF.
 Pasin-Pin Diameter 1.6 mm	Pasin-Pin 1.6 x 8 mm	1	P1608
	Pasin-Pin 1.6 x 10 mm	1	P1610
 Pasin-Pin Diameter 2.0 mm	Pasin-Pin 2.0 x 8 mm	1	P2008
	Pasin-Pin 2.0 x 10 mm	1	P2010
	Pasin-Pin 2.0 x 12 mm	1	P2012
	Pasin-Pin 2.0 x 14 mm	1	P2014
 Pasin-Pin Diameter 2.3 mm	Pasin-Pin 2.3 x 8 mm	1	P2308
	Pasin-Pin 2.3 x 10 mm	1	P2310
	Pasin-Pin 2.3 x 12 mm	1	P2312
	Pasin-Pin 2.3 x 14 mm	1	P2314
 Pasin-Pin Fix Cap	<i>Nut for the Pasin-Pin by Dr. Banach</i>	2	M115

### Supply:

All implants are supplied in sterile packaging and intended for single use.

## Starter Set

Product	REF.
Pasin-Pin System Starter Set	PPSS









*Delivered in P-Casebox.*






1 x P-Screwdriver 25 mm		1 x P-Screw Holder 25 mm	
1 x Screwdriver Hex 20 mm		1 x Q-Screw Handle	
2 x Laboratory Analog		1 x Screwdriver FC 20 mm	

## Product Sets for mesialization and distalization

Product	REF.
Pasin-Pin System <b>Set A</b>	DKS10








2 x Pasin-Pin to choose		2 x Bayonet Connector	
2 x Pasin-Pin Fix Cap		2 x NiTi-Spring	
1 x P-Plate: T-Type or H-Type to choose		2 x Activation Lock with Screw	

Product	REF.
Pasin-Pin System <b>Set B</b>	DKS15




2 x Pasin-Pin to choose		2 x Bayonet Connector	
2 x Pasin-Pin Fix Cap		2 x NiTi-Spring	
		2 x Activation Lock with Screw	





## Screwdriver

Product	Description	PU	REF.
P-Screwdriver 25 mm 	<i>The screwdriver is available in different lengths. This Instrument helps to align the implant, or the slot, after insertion. Unlike the screw holder, the screwdriver does not exert any frictional or tensile forces during removal from the implant screw</i>	1	SD25
P-Screwdriver 35 mm 		1	SD35
P-Screwdriver long 		1	SD70
Screwdriver FC 20 mm 	<i>Screwdriver for the Pasin-Pin Fix Cap</i>	1	Q2114
Screwdriver FC 30 mm 	<i>Screwdriver for the Pasin-Pin Fix Cap</i>	1	Q2114L
Screwdriver Hex 20 mm 	<i>Screwdriver for the Titanium Fixing Screw or the Activation Lock</i>	1	Q2115
Screwdriver Hex 30 mm 	<i>Screwdriver for the Titanium Fixing Screw or the Activation Lock</i>	1	Q2115L

## Screw holder

Product	Description	PU	REF.
P-Screw Holder 25 mm 	<i>The screw holder is available in different lengths. This instrument ensures a safe, sterile removal from the packaging and a secure hold during implantation</i>	1	SD25G
P-Screw Holder 35 mm 		1	SD35G
P-Screw Holder long 		1	SD70G





## Accessories

Product	Description	PU	REF.
P-Plate T-Type 	<i>Prefabricated coupling element for two Pasin Pins. Connects square wire to round wire</i>	1	P1200
P-Plate H-Type 		1	P1201



## Accessories

Produkt	Description	VE	Art.-Nr.
Pasin-Pin Laboratory Analog 	<i>After implant insertion, a silicone impression of the jaws can be taken to obtain a negative form of the clinical situation. The Pasin-Pin laboratory analog will be positioned in the impression</i>	2	LA11
Drill 1,0 x 15 mm 	<i>Pilot drill</i>	1	DR10
Q-Screw Handle 	<i>Screwable and sliding body for activation of the coil spring</i>	1	Q2116
Activation Lock with Screw 	<i>Screwdriver handle for all dental handpiece screwdrivers</i>	2	AL120
Titanium Fixing Screw 	<i>Replacement screws for Activation Lock</i>	10	TIFS
NiTi-Spring 250 cN 	<i>Coil spring with 250 cN</i>	2	NSO45
Spring 500 cN 	<i>Coil spring with 500 cN</i>	2	SS500
Bondable Connector Round 	<i>Prefabricated coupling element for direct bonding to the tooth, developed by Dr. Banach</i>	2	BDC12
Bayonet Connector Round 	<i>Prefabricated coupling element to palatal sheath</i>	2	BYC12
Jet Hook 	<i>Prefabricated coupling element for TPA or a closed coil spring</i>	10	JH16
Torque-Ratchet 	<i>Torque ratchet for implant insertion at a specific maximum torque</i>	1	QX30
P-Screw Handle 	<i>Screwdriver handle for SD70 and SD70G screwdrivers, for manual insertion of implants</i>	1	L3

## Products for surgical guide and 3D software solution

Product	Description	PU	REF.
 P-Screw Holder Guide 30 mm	<i>Special Pasin-Pin Screw Holder to use in combination with a surgical guide splint</i>	1	SD30G
 P-Drill Guide Sleeve	<i>Guide Sleeve for „DR10“ Drill, to use in combination with a surgical guide splint</i>	1	DGS1
 P-Screw Holder Guide Sleeve	<i>Guide Sleeve for „SD30G“ Screw Holder; to use in combination with a surgical guide splint</i>	1	HGS1
 Scanbody Pasin-Pin	<i>To use in combination with intraoral scanner and 3D software</i>	2	SB018

## Casebox and Electric screwdriver

Product	Description	PU	REF.
 P-Casebox	<i>Pasin-Pin System casebox</i>	1	PSB2
 P-Sterilization-Box	<i>Sterilisable instrument tray</i>	1	PSB1

## Typodont

Product	Description	PU	REF.
Upper Crowding Narrow	 <i>Typodont without implants and without appliance</i>	1	PTMD
Upper Crowding Regular		1	PTMD2
Lower Crowding Regular		1	PTMD3
Lower Straight		1	PTMD4
Upper Straight		1	PTMD5



**Distributor:**

BBC-Orthotec GmbH, Innsbrucker Str. 2, D-83435 Bad Reichenhall  
+49 8651 9650099 | [www.bbc-orthotec.de](http://www.bbc-orthotec.de)

Manufacturer: Trinon Titanium GmbH, Augartenstr. 1, D-76137 Karlsruhe